

CKU-BC Pre-Wired F96 Conversion Kits

- Eliminate Costly F96 Lamps
 - Short life, 12,000 hours.
 - Low color rendering (60+) in typical CW/WW models.
 - Energy hogs, 50-60 lumens per watt.
 - Steep lumen depreciation.
 - Difficult to stock 8' items, maintenance headache.

- CKU-BC Pre-Wired Units deliver...
 - Labor saving pre-wired installation.
 - Flexibility to fit various channel widths.
 - Modern T8 efficiency, 80-90 lumens per watt.
 - High T8 color rendering (80+) with most common lamp types.
 - Excellent lumen maintenance 90%+ at end of life.

- The P2 Guarantee
 - Buy our CKU-BC "B" width unit for 100% of your project.
 - For any fixtures that the CKU-BC "B" width does not fit, we will manufacture custom conversion kits to replace them or restock them with no restocking charge.

- Why P2? It's Simple, Our Experience
 - We have seen that due to the poor lumen maintenance and low CRI inherent to F96T12 light sources, you can often do a better re-lighting job with fewer design lumens.
 - A common successful retrofit is from 2-lamp cross section F96 Slimline (126 watts and 8,360 design lumens) to 1-lamp cross section F32T8 with HP ballast (73 watts and 6,440 design lumens).

CKU-BC F96 to F32 Conversion Kits



Kit Includes

- (1) 8' Single Unit Pre-Wired Kit
- (1) Ballast
- (4) Sockets
- (1) Ballast Disconnect
- (2) Safety Cables
- (1) Ground Cable
- (8) Self Tapping Tech Screws
- (1) P2 Guarantee
- Optional Lamps

CKU - BC - 2L - T8 - 1x8 - A - UWA - UL1 - MP - UE - IS

CKU	BC	2L	T8	1x8	A	UWA	UL1	MP	UE	IS
Model	Unit Type	Lamp Qty	Lamp Type	Fixt Size	Channel Width	Body Material	Voltage	Ballast Factor	T8 Ballast Grade	Ballast Starting

Fixture Series
CKU = Unitized Conversion Kit

Unit Type
BC = Basic Ballast Cover

Lamp Quantity
1L = 1 Lamps
2L = 2 Lamps
4L = 4 Lamps

Channel Width
A = Unitized Univ Width 'A' for 3.5-4.25" Channel
B = Unitized Univ Width 'B' for 4.0-5.3875" Channel
C/x.xx = Unitized Channel Specific Width 'C' (1)

Note
(1) Call out specific widths as follows C/8.25
(2) Ballast factors outside ranges shown to be called out numerically.
(3) Numeral indicates number ballasts per fixture.

Lamp Type
T8 = Linear T8 Lamps

Fixture Size
1X8 = 1x8 Nominal
1X4 = 1x4 Nominal

Unitized Body/Reflective Material
UWA = Unitized .032 White Aluminum

Voltage (3)
UL1 = Universal 120-277

Ballast Factor (2)
LP = Low Power (.75 - .78)
MP = Mid Power (.85 - .88)
MN = Neutral Power (.97 - 1.04)
HP = High Power (1.15 - 1.20)


T8 Ballast Grade
ST = Standard Grade
UE = Ultra Efficient T8

Ballast Starting Method
PS = Rapid/Programmed Start
IS = Instant Start

Other
NYC = New York City Compliance

CKU-BC Pre-Wired F96 Conversion Kits

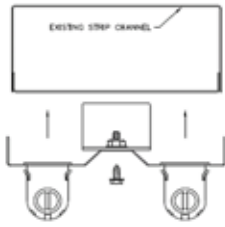
Before: F96T12/ES = 123 Watts
12,000 Hours, 70% Lumen Maint
60+CRI



After: F32T8/LP = 96 Watts
30,000 Hours, 90% Lumen Maint
80+CRI



Wired CKU Assembly



Fixture Construction

- A, B and C width units provide flexibility to accommodate multiple existing channel widths.
- Attaches to existing socket brackets.
- Includes dual safety cables for one person installation and secure attachment to existing channel.
- Ballast disconnect standard on all wired units.
- Heavy Duty .032 White Aluminum
- Made in the USA: Hudson WI, Gainesville FL, Orange County CA.

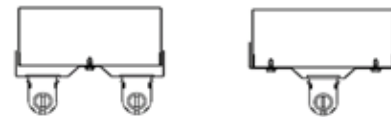
2-Lamp Cross-X

1-Lamp Cross-X

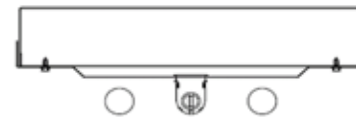
A) Fits 3.5–4.25"
Shown on 4.0"
Existing Channel



B) Fits 4.0–5.3875"
Shown on 5.25"
Existing Channel



C) Engineered to
Order up to 12"
Shown on 12.0"
Existing Channel



Existing System

Existing Lamp / Ballast System	Lamp Quantity & Type	Mean Lumens Per Lamp	Mean Lumens Per Fixture	Ballast Factor	Net Lumens Per Fixture	Input Watts	Net Lumens Per Watt
1L96-T12 Mag	1 F96/T12/ES	4,750	4,750	0.88	4,180	76	55
2L96-T12 Mag	2 F96/T12/ES	4,750	9,500	0.88	8,360	126	66
1L96-T12HO Mag	1 F96/T12HO/ES	6,950	6,950	0.95	6,603	125	53
2L96-T12HO Mag	2 F96/T12HO/ES	6,950	13,900	0.93	12,927	210	62

Re-Lighting Options

Proposed Lamp / Ballast System	Lamp Quantity & Type	Mean Lumens Per Lamp	Mean Lumens Per Fixture	Ballast Factor	Net Lumens Per Fixture	Input Watts	Net Lumens Per Watt
2L32-T8-LP Elec	2 F32T8/841	2,800	5,600	0.77	4,312	48	90
4L32-T8-LP Elec	4 F32T8/841	2,800	11,200	0.77	8,624	96	90
2L32-T8-MP Elec	2 F32T8/841	2,800	5,600	0.87	4,872	53	92
4L32-T8-MP Elec	4 F32T8/841	2,800	11,200	0.87	9,744	107	91
2L32-T8-MN Elec	2 F32T8/841	2,800	5,600	1.04	5,824	64	91
2L32T8-HP Elec	2 F32T8/841	2,800	5,600	1.15	6,440	73	88
4L32T8-HP Elec	4 F32T8/841	2,800	11,200	1.15	12,880	147	88
2L54-T5-HO Elec	2 F54/T5HO/841	4,600	9,200	1.00	9,200	117	79
2L54-T5-HO Elec	4 F54/T5HO/841	4,600	18,400	1.00	18,400	234	79

General Notes

- Lamp/ballast system values shown are a general reference intended to supply a quick comparison of several common lamp/ballast systems, the associated energy consumption, and net lumen output.
- Fixture efficiencies and layout are not comprehended in the table, but will determine the usefulness of the system.
- Values shown are based on normal operating temperatures (25c T8 and 35c T5) and at 277 volts.
- There are many operating variables that affect system output, in addition to rating variances from brand to brand.
- All T8 electronic ballast values shown are based on Ultra Efficient (aka 3rd Generation) T8 ballasts.
- All T5 and T8 lamp values shown are for basic grade lamps. Extended life and higher lumen lamps types are available.
- In addition to those shown there are a wide variety of systems to choose from, each with distinct features and cost points.
- Please consult the lamp/ballast manufacturer's catalogs for the detailed information required to model your system.