

## Wall Pack Series

### Medium Wall Pack



**WP15**

**Housing:**

Die-cast aluminum housing and hinged front frame, 1/2" coin plugs with O-rings for conduit and photocell, textured architectural bronze powdercoat finish over a chromate conversion coating

**Reflector:**

Aluminum reflector

**Lens:**

Molded prismatic borosilicate glass lens

**Socket:**

HID: Porcelain 4KV pulse rated medium base or 5KV pulse rated mogul base socket with nickel-plated screw shell  
CFL: Plug-in type, GX24Q-4

**Mounting:**

Cast-in template for mounting directly over a 4" recessed outlet box, or use 1/2" surface conduit.

**Wattage:**

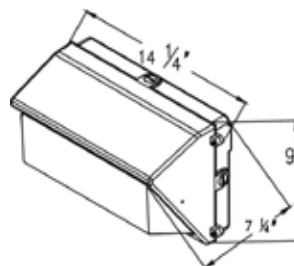
High Pressure Sodium: 35 to 150w  
Metal Halide: 50 to 175w  
Pulse Start: 175w  
Compact Fluorescent: 1 x 42w, 2 x 42w

**Listings & Ratings:**

CSA: Listed for wet locations

Kits				
Catalog #	Description			
WP15	Medium Wall Pack, HID kit			
WP15F	Medium Wall Pack, Fluorescent kit			
Complete Units (lamps included)				
Catalog #	Wattage	Voltage	Lamp	Ballast
WP15H35R120L	35	120	HPS	R-NPF
WP15H50R120L	50	120	HPS	R-NPF
WP15H70R120L	70	120	HPS	R-NPF
WP15H100R120L	100	120	HPS	R-NPF
WP15H150R120L	150	120	HPS	R-NPF
WP15H50DL	50	120/277	HPS	HX-HPF
WP15H70QL	70	Quad	HPS	HX-HPF
WP15H100QL	100	Quad	HPS	HX-HPF
WP15H150QL	150	Quad	HPS	HX-HPF
WP15M50DL	50	120/277	MH	HX-HPF
WP15M70QL	70	Quad	MH	HX-HPF
WP15M100QL	100	Quad	MH	HX-HPF
WP15M100QMGL	100	Quad	MH	HX-HPF
WP15M150QL	150	Quad	MH	HX-HPF
WP15M150QMGL	150	Quad	MH	HX-HPF
WP15M175QL	175	Quad	MH	CWA
WP15M175QMGL	175	Quad	MH	CWA
WP15P175QL	175	Quad	PS	CWA
WP15F26EL	1 x 26	120/277	PL	Electronic
WP15F32EL	1 x 32	120/277	PL	Electronic
WP15F42EL	1 x 42	120/277	PL	Electronic
WP15F52EL	2 x 26	120/277	PL	Electronic
WP15F64EL	2 x 32	120/277	PL	Electronic
WP15F84EL	2 x 42	120/277	PL	Electronic

Add: PC1 120V Photocell (Field installed)  
PC2 208-277V Photocell (Field installed)  
Other wattages and custom colors available upon request.

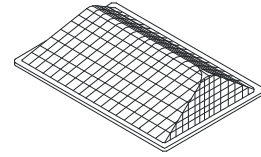


**WP15**

Accessories	
WP15GL	Molded prismatic borosilicate glass lens w/gasket
WP15FC	Full cutoff, stamped steel, textured bronze finish
WP15SC	Side cutoff, stamped steel, textured bronze finish
WP15LG	Clear polycarbonate vandal resistant guard
WP15WG	Wire guard, stainless steel construction

## Wall Pack Series

### Medium Wall Pack



**WP15GL**



**WP15FC**  
(shown mounted)



**WP15SC**  
(shown mounted)

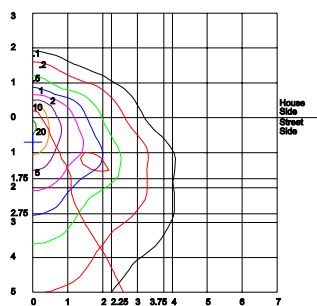


**WP15LG**  
(shown mounted)



**WP15WG**  
(shown mounted)

### Photometrics



**WP15M175**