

## Vandal Resistant Series

### Large Vandal Resistant Fixture HID



**VN41**

**Housing:**

Die-cast aluminum housing, 1/2" coin plugs with O-rings for conduit and photocell on two sides and back, textured architectural bronze powdercoat finish over a chromate conversion coating.

**Reflector:**

White steel reflector

**Lens:**

Clear prismatic polycarbonate lens

**Socket:**

VN41: Porcelain 4KV pulse rated medium base socket with nickel-plated screw shell, vertical (base up) mount

VN40HF: Plug-in type, GX24Q-4

**Mounting:**

Mount directly over a 4" recessed outlet box, or use 1/2" surface conduit

**Wattage:**

High Pressure Sodium: 70 to 150w

Metal Halide: 70 to 175w

Pulse Start: 175w

Compact Fluorescent: 2 x 26 to 42w

**Listings & Ratings:**

CSA: Listed for wet locations

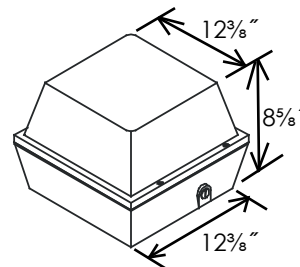
Kits				
Catalog #	Description			
VN41	Large Vandal Resistant HID kit			
Complete Units (lamps included)				
Catalog #	Wattage	Voltage	Lamp	Ballast
VN41H35R120L	35	120	HPS	R-NPF
VN41H50R120L	50	120	HPS	R-NPF
VN41H70R120L	70	120	HPS	R-NPF
VN41H100R120L	100	120	HPS	R-NPF
VN41H150R120L	150	120	HPS	R-NPF
VN41H50DL	50	120/277	HPS	HX-HPF
VN41H70QL	70	Quad	HPS	HX-HPF
VN41H100QL	100	Quad	HPS	HX-HPF
VN41H150QL	150	Quad	HPS	HX-HPF
VN41M50DL	50	Quad	HPS	HX-HPF
VN41M70QL	70	Quad	MH	HX-HPF
VN41M100QL	100	Quad	MH	HX-HPF
VN41M150QL	150	Quad	MH	HX-HPF
VN41M175QL	175	Quad	MH	CWA
VN41P175QL	175	Quad	MH	CWA
VN40HF52EL	2 x 26	120/277	PL	Electronic
VN40HF64EL	2 x 32	120/277	PL	Electronic
VN40HF84EL	2 x 42	120/277	PL	Electronic

Add: PC1 120V Photocell (Field installed)

PC2 208-277V Photocell (Field installed)

Other wattages and custom colors available upon request.

#### Dimensions



**VN41, VN40HF**

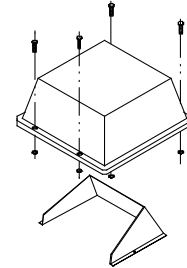
## Vandal Resistant Series

### Large Vandal Resistant Fixture HID

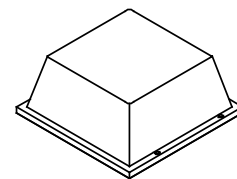
Accessories	
VN40EH	External hood, textured bronze finish
VN40IR	Internal aluminum reflector
VN40PC	Clear prismatic polycarbonate lens
VN40PW	White prismatic polycarbonate lens
VN40PC4	Clear prismatic polycarbonate lens with 4 screw holes



**VN40EH**  
(shown mounted)

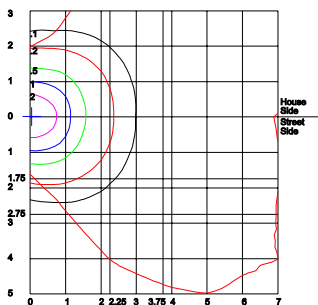


**VN40IR**



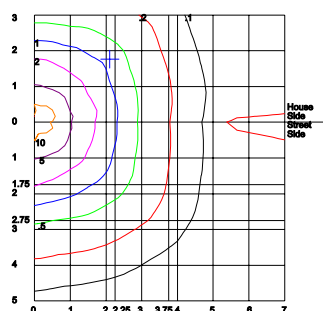
**VN40PC, VN40PCW,  
VN40PC4**

## Photometrics



Distance In Units Of Mounting Height  
Values Based On 10 Foot Mounting Height  
1/2 Maximum Candela Trace Shown As Dashed Curve  
(\*) = Maximum Candela Point

**VN40HF84EL**



Distance In Units Of Mounting Height  
Values Based On 10 Foot Mounting Height  
1/2 Maximum Candela Trace Shown As Dashed Curve  
(\*) = Maximum Candela Point

**VN41M175**